




BATTERY POWER SOLUTIONS

1-877-445-5228

www.batterypowersolutions.net

SUPER CPAP BATTERY PACKS

PRODUCT SPECIFICATIONS

			
	C-150	C-222	C-444
Capacity	150Wh	222Wh	444Wh
Output Voltage	12V	12V	12V
Output Current (Max)	8A	8A	8A
Power Gauge	Five stage LED charge level indicator		
Charge Current	2500mAh	2500mAh	2500mAh
Average Run Time*	*15-20 hours	*25-30 hours	*50-55 hours
Recharge Time	4-5 hours	5-6 hours	6-7 hours
Compatibility	Powers CPAP/BiLevel machines and other devices which require a 12V power source. Some CPAP machines may require the use of a sine wave inverter or DC converter in conjunction with the Battery Pack for operation.		
Dimensions (L x W x H)	9.8" x 5.9" x 1.3"	9.8" x 5.9" x 1.3"	10 1/8" x 6 7/8" x 2 5/8"
Weight	3 lbs.	4 lbs.	9 lbs.
Warranty	6 months	6 months	6 months

* CPAP Battery Pack run times vary depending upon several factors including device type, pressure setting and altitude. Use of a sine wave inverter, DC converter or heated humidifier will significantly reduce the expected run time.