

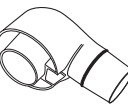


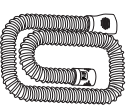
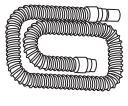



Multi-Patient Cleaning Instructions

F&P ICON™ CPAP Family and Accessories

- Before disinfection, disassemble and clean the Water Chamber, Elbow, Chamber Lid, Breathing Tube and Outlet Seal with a mild detergent solution.
- Rinse thoroughly under running tap water to remove detergent.
- Allow to thoroughly air dry before proceeding with high-level disinfection.
- The Water Chamber can also be cleaned in a standard dishwasher.

Failure to properly clean these items may result in inadequate disinfection.

		PASTEURIZATION Soak in a hot-water bath for 30 minutes at 158 °F (70 °C).	CIDEX® OPA Immerse in Cidex® OPA for 30 minutes at 68 °F (20 °C). Rinse all parts thoroughly in clean water.
	900ICON200 Water Chamber	✓	✓ Refer to the Water Chamber User Instructions (185045748) for more detailed instructions.
	900ICON204 Elbow	✓	✓ Refer to the Elbow User Instructions (185045750) for more detailed instructions.
	900ICON214 Silver Gloss Lid	✓	
	900ICON216 Matt Gray Lid	✓	
	900ICON208 ThermoSmart™ Heated Breathing Tube	✓	✓ Refer to the ThermoSmart™ Heated Breathing Tube User Manual (185045752) for more detailed instructions.
	900HC221 Standard Breathing Tube	✓	✓ Pasteurization for 30 minutes at 167 °F (75 °C).
	900ICON206 Outlet Seal	✓	✓ Refer to the Outlet Seal User Instructions (185045751) for more detailed instructions.

ITEMS RECOMMENDED FOR HIGH-LEVEL DISINFECTION HAVE BEEN VALIDATED TO WITHSTAND 20 CYCLES OF THE ABOVE PARAMETERS.

Do not use the items if damaged. Note that it is the user's responsibility to qualify any deviations from the recommended methods. The information provided in this document is an indication only. Please refer to the User Instructions provided with each item for the most up-to-date information.