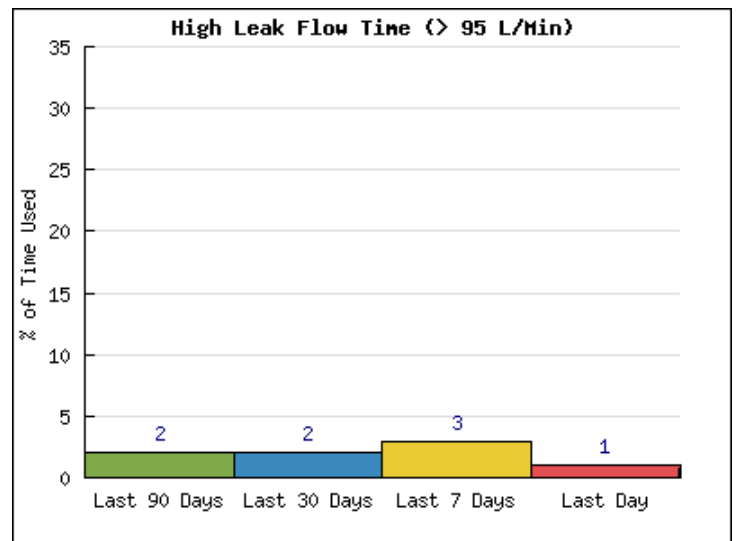
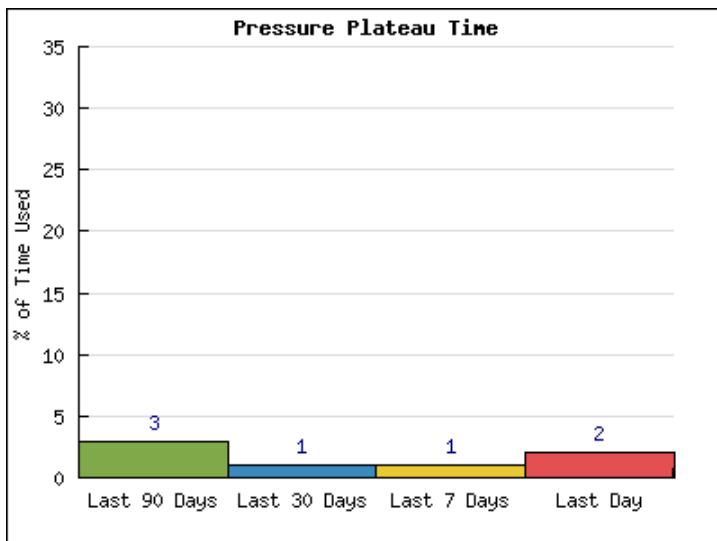
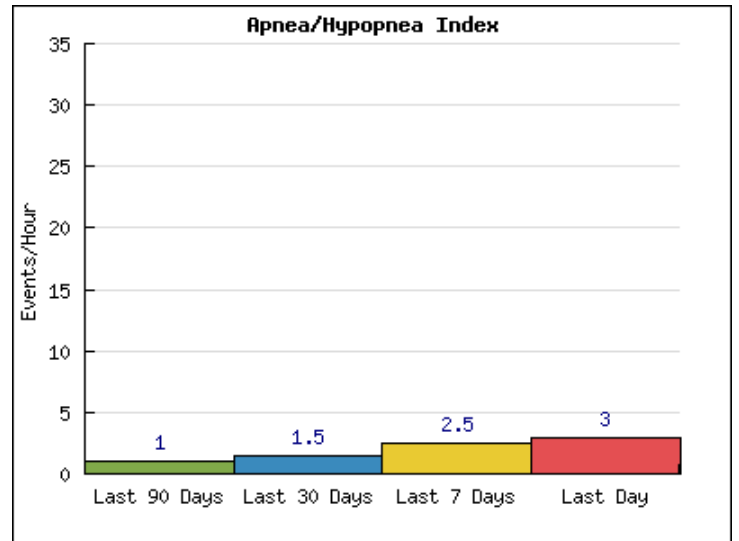
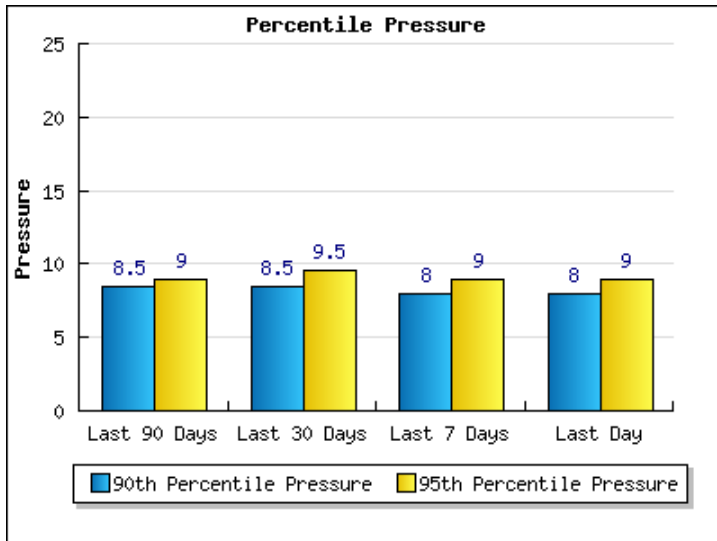
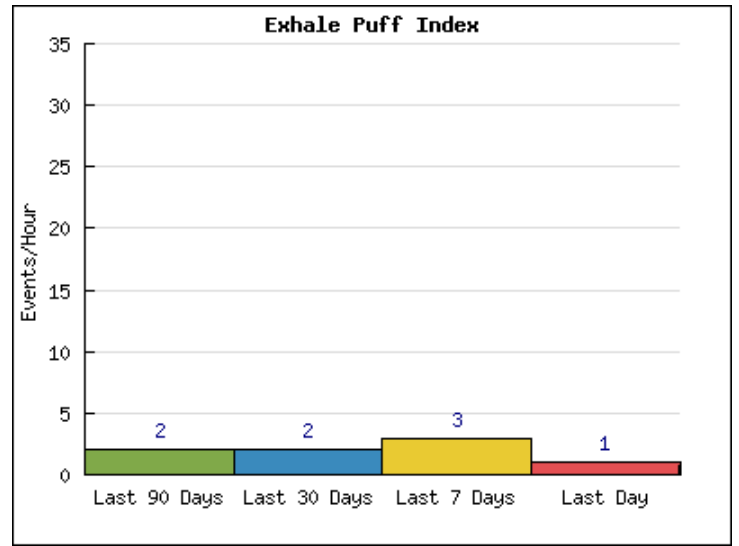
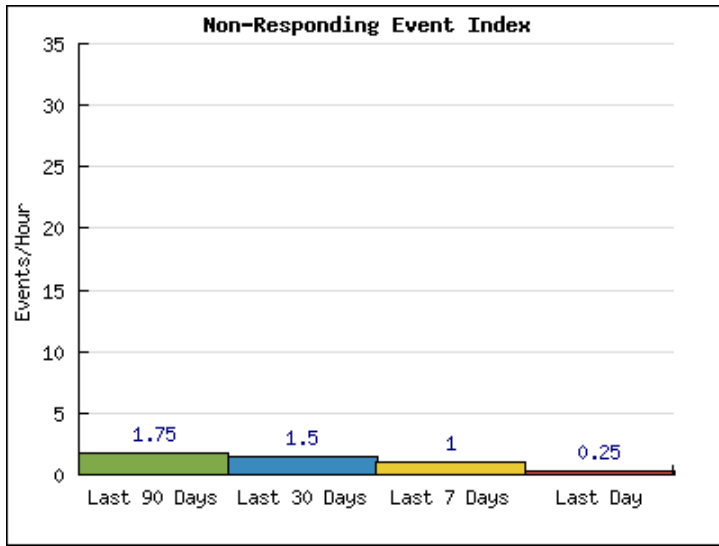


	Last 90 Days	Last 30 Days	Last 7 Days	Last Day
% Days at least 4 hours	64%	67%	100%	100%
Day Count	90	30	7	1
Days at least 4 hours	58	20	7	1
95th Percentile Pressure	9.0	9.5	9.0	9.0
90th Percentile Pressure	8.5	8.5	8.0	8.0
AHI	1.0	1.5	2.5	3.0
Pressure Plateau Time	3%	1%	1%	2%
High Leak Flow Time	2%	2%	3%	1%
NRI	1.75	1.50	1.00	0.25
EPI	2	2	3	1
SmartCode	7MTJT-47D3-7DA7L	DXY4-3D37-DJ7Y	3CCC-37DD-7J75	F6CD-37F-3570
While Breathing Hours Last Day				5.1
Adherence Score	67% (20/30)			

% Days at least 4 hours	Day Count	Days at least 4 hours	Average Hours Per Day	While Breathing Hours	SmartCode
66%	101	67	6.2	627	ZD7-79FK-K7X





## SmartCode Report Definitions

### **Usage Threshold**

Determines the minimum amount of time that the patient must use the device to be logged as a compliant day. Device settings allow for 4 or 5 hours, with 4 hours being the default setting. This setting can be changed in the device clinical set-up menu.

### **Adherence Score**

Shows the maximum adherence achieved for any period of thirty consecutive days of use within a ninety-day time frame. The score represents the percentage of days, within thirty consecutive days, where usage met or exceeded the 'Usage Threshold.' This reports the 'best' consecutive thirty days of usage. For example, if the 'best' 30 out of the last 90 days show 22 days used above the usage threshold and 8 days below the threshold, then the Adherence Score would show 73% (22/30). For this calculation, the usage must be continuous hours and longer than the Usage Threshold.

### **Days at Least X Hours**

Shows the number of days in the timeframe where the total usage within each day is at least X hours. "X" represents the 'Usage Threshold' setting in the patient's device. For this calculation, all usage within a 24-hour period is recorded.

### **% Days at Least X Hours**

Shows the percentage of days in the timeframe where the total usage within each day is at least X hours. "X" represents the 'Usage Threshold' setting in the patient's device. For this calculation, all usage within a 24-hour period is recorded.

### **Day Count**

Shows a count of days for each timeframe. If, for example, the 90-day code is collected at day 45 of therapy. The "Day Count" for this code will be 45 days. In most cases, however, the day count is equal to the days in the code's timeframe(s).

### **While Breathing Hours**

While breathing hours are only available within the last-day timeframe and with the cumulative code. This measurement shows the total hours of use.

### **95th Percentile Pressure**

AutoAdjust pressure was at or below this pressure 95-percent of the time it is in use.

### **90th Percentile Pressure**

AutoAdjust pressure was at or below this pressure 90-percent of the time it is in use.

### **AHI**

Apnea/Hypopnea Index (AHI) represents the average number of apneas and hypopneas per hour for the timeframe.

### **Pressure Plateau Time**

Represents the percentage of time the AutoAdjust spent at the upper pressure setting. A value of 10% or more indicates a possible need to raise the upper pressure setting to allow higher pressures.

### **High Leak Flow Time**

Shows the percentage of time where leak was above 95 liters per minute. A value of 10% or more indicates that the mask fit should be checked.

### **NRI**

Non-Responding Event Index (NRI) represents the average number of non-responding events per hour. A non-responding event is a respiratory event that is detected but by design does not result in a pressure change during AutoAdjust therapy.

### **EPI**

The Exhale Puff Index (EPI) is the number of exhale puff events detected per hour. Exhale puffing is caused by inhaling through the patient circuit and exhaling through the mouth.